

Being, Belonging, Becoming together as Weelam group



**How are you feeling?
How do you think your friend is feeling?
How do you think I feel?**

These are just some of the questions you will hear as we work together within the program. We have been exploring 'feelings' both our own and others within the experiences.



Each day, in many ways as Weelam group we acknowledge we are learning and living together with Boon Wurrung Country. As we explore, make discoveries, share experiences and be together Boon Wurrung Country offers us many opportunities to learn, build on our knowledges, share moments with friends and be respectful and caring to all. This includes the Land and its creatures as taught to us by First Peoples ways to know and relationships. Weaving First Peoples teachings throughout our programs we observe deepens everyone's connections to all and their understandings of their responsibilities to care and be active citizens within their communities. We will be continuing this learning as we become illustrators for the next Book written by N'Arwee't Dr. Carolyn Briggs AM, Boon Wurrung Elder and Clan Head. This book is the third book in this series beginning with Bundjil Creation Story and Barraeemal. We are looking forward to N'Arwee't joining us next week in a session to share her teachings and story with us.

Seasonal Changes: With the change of season the children have been experiencing new ways to explore and play at Bush camp and the Beach. Each week we are wondering *how deep the puddles will be? How high is the creek? Will there be seaweed hills? What type of fungi will we find? Where will we find them? Who has been digging in the ground? What sound will the waves make? Will there be reflections in the water? What do the clouds look like and what are they telling us today?* With our wet weather gear on, off we go. These photos show some of our learning in these places. Times that are energetic, challenging and unexpected, balanced with times just watching, listening, wondering and quietly being with each other creating stories with the natural materials we find on the ground.




Every session we show our gratitude to Boon Wurrung Country for our learning experiences. Thankyou Biik.





The Rain Cloud experiment:
Back at the centre we followed up our interest in clouds and experiences with the rain. We made our own clouds with shaving cream and rain with coloured dye. We watched the rain fall.





The sad story about Learning with Country:

Our rubbish pickups: Each week we take responsibility to remove the rubbish we find at Bush camp and on the beach. We have also been increasingly saddened by the rubbish being left around the carpark at Kinder and nearby at the skatepark.




We have been talking about the dangers to the animals and birds from all the rubbish we have been finding. This week we extended this learning encouraging each child to make a poster about how we can care for our animal friends. At the end of the Bush camp, we displayed our posters so we could share them with our families.

Reconciliation Week: the theme for 2021 was 'Reconciliation takes Action', we learnt about laws and fairness.



During Reconciliation week we began our learning looking closely at the symbols within the 2021 poster and wondering about their meanings. Some of the children created their own posters. The action we took was to learn more about the 1967 referendum. "On 27 May 1967, Australians voted to change the Constitution so that like all other **Australians**, Aboriginal and Torres Strait Islander peoples would be counted as part of the population and the Commonwealth would be able to make laws for them. A resounding 90.77 per cent said 'Yes' and every single state and territory had a majority result for the 'Yes' vote". Reference: <https://aiatsis.gov.au/explore/1967-referendum>
We learnt about this change in law and fairness for First Peoples through the book 'Say Yes' by Jennifer Castles.

Our Bird Friends:



The children are learning the names of the birds on Boon Wurrung Country both in English and Boon Wurrung language. We listen to and greet the birds as we see them throughout our sessions.



We made our own bird book with the pictures everyone created with the watercolour paints.

The children's images were inspired by the book *Birds in the Bush* by Elder Fay Stewart Muir, Boon Wurrung Elder and Jeannette Rowe. reference: [Birds in the Bush – Two in One DIY Bilingual Books](#)

Story making: Throughout each session we create and share stories in many ways with each other.



**we encourage the children to support their story making and telling with the natural materials that we find around as in the learning spaces. Their literacy skills are further being developed as they/ we give meaning to the symbols on the Spin a Yarn tiles and share them with others Sitting listening to their stories as their teachers is always an honour.*

We are becoming great chefs. What did you think of the Wattle seed scones we made for you?



**Camp Fire Toast*

** Making our own Pizza's*

**Wattle seed scones*

** Volcano scones*

Building on our Fine Motor skills: Throughout the program we plan many ways to draw, cut, thread, build, paint...



**Sewing signs*

**Keeping score*

**cutting photos*

**reproducing our work*

**creating shop*

Look at us go... the children's motivation to try new experiences and challenge themselves has increased.



**Scoring goals*

** Moving through*

**Climbing high*

**setting challenges*

**Sharing Footy skills*

Going on a Fungi Hunt: What can you see when you go walking? Look carefully down and look on the trees too.





Our discoveries: What is this? Who made this hole?

Do you know who might have made this hole? Why have they made it? What were they looking for? Have you seen an **Antechinus**? What do they eat? Recently we watched one hide from the rain in the bushes outside as we stayed dry ourselves out of the rain in the rotunda. Do you know what this discovery is? We talked about what type of egg case we had found in the sea grass.



Our Volcano story:



This week we ended our session with the story Long, long, long, long, long time ago... The children had made the biggest Volcano they could after lunch, we added the dinosaurs then the story began. If you want to make your own Volcano at home you need a box of Bi carb of Soda, bottle of Vinegar and food dye. Best done outside.

Have fun experimenting with what happens...

Important Dates for your diaries: A huge thankyou to everyone for their understanding and support during this latest lockdown. We appreciate you making the necessary changes and supporting your children to manage different routines as we have had to adapt. The children have been fabulous, we talk about how changes can be ok and things can happen in many ways. Please join us as restrictions allow, currently masks on inside, using QR code.

- **VIP (Very Important Person) nights:** Apologies but we have decided to postpone our V.I.P. nights to next term. Please save these dates **Tuesday 20th July** and **Monday 2nd August, 6pm to 7:30pm**. Each child will be inviting one VIP adult to each of these nights to join them at kinder. Invitations will be sent out soon. Sorry we won't be able to have siblings at these times.
- **Last day of Bush camp for Term Two BBQ:** please join us for a sausage and bread at the end of our session on Wednesday. We will start cooking at 12:30pm, anyone volunteering to cook the sausages??
- **Last day of term: Thursday 24th June, will be celebrated with 'MUDDAY',** see the notice below for more information. Come join in the Fun, dare you not to laugh, don't forget to wear your Beanie.
- **QIP (Quality Improvement Plan) meeting Monday 28th June:** see Committee invitation. We encourage you to join us and support us to reflect on ways to improve our service.
- **School Holiday break:** Friday 25th June to Friday 9th July, Term Three begins Monday 12th July.
- **PMP sessions and Campfire experience** will continue alternatively each fortnight into term three. Please join us when you can, your assistance allows these times to be extra special.

Parent catch up times: It has been terrific to be able to chat with some of you 1:1 as we moved in and around the restrictions. These conversations will continue into term three and I will make times with all of you as we start next term. If you would like to catch up before the end of term, please do not hesitate to let me know and we can work out a time to meet and share stories about your child's learning with us.

Reminders: Please ensure your child has their **wet weather gear** and **full set of spare clothes** with them each session. A bag to put clothes that have become wet in helps us enormously too.

Thankyou for your ongoing support throughout the term, it is hard to believe we are farewelling term two so quickly. When we look back at our diary we have all achieved so much, please enjoy sharing the children's stories in their folders with them. Enjoy your holiday break and we look forward to seeing everyone again for term three. Huge thankyou to the teaching team for your dedication and hard work everyday, enjoy your holiday break too.

Please ask if you have any questions, ideas to share or feedback for us.

Kind regards, Ann.

Invitation to Mud day: Weelam group:



Date: Thursday 24th June. (Last Day of Term)

Time: Families are invited to return from 12:30 to join in the mud day fun
(we probably won't have the elephant)

What will be happening: On Monday the children will suggest what mud experiences they want to set up (for example: slide, sit, dance, paint and throw mud) On mud day we will create and participate in these experiences. Each child will decide how much they want to be involved- there will be safe zones to watch from when you want. **Please ensure your child has a towel and full set of clothes so they can be changed at the end of the session.**

International Mud Day is celebrated every 29th of June each year which is in our holidays so we celebrate at the end of term. This day encourages everyone to take time off from their work and studies and instead focus their time on being one with earth by laying in mud or playing with it.

About the International Mud Day: *this happens all around the world!!*

During the international mud day, people conduct various activities that let them achieve the objectives of this day. People enjoy their time laying on the mud and building structures on mud. Parents spend their time with their children who love to play on mud. People also consider this time as their opportunity to be one with the earth. Bonding with mud is a good way to do this.

History

In 2009 at the World Forum for Early Childhood Care and Education in Belfast the idea of International Mud Day had its beginnings. Two members of the Nature Action Collaborative for Children, Gillian McAuliffe from Western Australia and Bishnu Bhatta from Nepal, discussed the challenges children faced when playing in mud in each other's context.

Gillian reflected on the lack of mud as Perth is situated on a sandy plain and also the reluctance of the culture to 'get dirty.' Bishnu on the other hand had lots of mud but many children did not have enough clothes to be able to get them dirty or soap to wash them. On her return to Australia, Gillian who was the Director of Teaching and Learning at Bold Park Community School, told this story to a group of seven and eight year olds. The Bold Park children decided they could send clothes to the children in Nepal so that they could play in the mud. They raised \$1000 in three weeks and sent it to Bishnu to buy some clothes for some children there.

One of the activities that they think of that people can do is spending their time literally playing and relaxing on mud. This collaboration soon became an inspiration for families, children, and educators all over the world. This is how the International Mud Day started.

Why Celebrate Mud Day! To Be One with Earth One good reason to celebrate this day is that this is the perfect opportunity for you to be one with Mother Earth.